


Letters and Sounds



Phonics at a glance

Phonics is...

Skills of
segmentation and
blending



Knowledge of
the alphabetic
code.

Some Definitions

A Phoneme

Is the smallest unit of sound in a word.

A Grapheme

These are the letters that represent the phoneme.

Phonics Consists of:

- o Identifying sounds in spoken words
- o Recognising the grapheme of each phoneme.
- o Blending phonemes into words for reading.
- o Segmenting words into phonemes for spelling.

Grapheme Key Vocabulary

o Digraph

2 letters making one sound (ai, ee, oo)

o Trigraph

3 letters making one sound (igh , dge)

o Split digraph

Where the two letters are not adjacent
(a-e, e-e)

Year1 need to know

- o Phonemes are represented by graphemes.
- o A grapheme can consist of 1, 2 or more letters.
- o A phoneme can be represented/spelled in more than one way (**c**at, **k**ennel, **ch**oir)
- o The same grapheme may represent more than one phoneme (m**e**, m**e**t)

Phase 2

- o Understanding that words are constructed from phonemes and that phonemes are represented by graphemes.

Set 1	-	s, a, t, p,
Set 2	-	l, n, m, d,
Set 3	-	g, o, c, k,
Set 4	-	ck, e, u, r,
Set 5	-	h, b, f, ff, l, ll, ss

Once children are good with single phonemes...

o DIGRAPHS – 2 letters that make 1 sound

ll ss zz oa ai

o TRIGRAPHS – 3 letters that make 1 sound

igh dge

Phase 3

- o There are 44 phonemes
- o All taught by the end of reception

Letter Progression:

Set 6 - j, v, w, x

Set 7 - y, z, zz, qu

Graphemes:

ear, air, ure, er, ar, or, ur, ow, oi, ai, ee, igh, oa,
oo

Consonant digraphs:

ch, sh, th, ng.

Phase 4

o This is a consolidation unit. There are no new graphemes to learn.

- o Ccvc s-p-o-t
- o Ccvcc s-t-a-n-d
- o Cccvc s-p-l-a-t
- o Cccvcc s-t-r-a-n-d

Phase 5

Graphemes

Using alternative ways of pronouncing and spelling the graphemes corresponding to the long vowel phonemes.

Secure knowledge needed to pass the phonic test

Phase 3 sounds	Phase 5 sounds			
ai	ay	a-e		
ee	ea	e-e		
igh	ie	i-e	y	
oa	ow	oe	o-e	
oo	ew	ue	u-e	
oi	Oy			
ou	ow			
er	ir			
or	aw	au		

Phase 6

- o Recognising phonic irregularities and becoming more secure with less common grapheme – phoneme correspondences.
- o Applying phonic skills and knowledge to recognise and spell an increasing number of complex words.
- o Introducing and teaching the past tense
- o Investigating and learning how to add suffixes

TRICKY WORDS

- o Words that are not phonically decodable
- o was, the, I, there, some, come, looked, people

YEAR 1 PHONIC TEST

- o Week commencing Monday
12th June
- o 40 words
- o Some are nonsense words

Real Words

law

zoom

glued

rice

Nonsense Words


braft




sprop



thrant




strow



Web sites

- o www.phonicsplay.co.uk
- o www.ictgames.com
- o <http://www.coxhoe.durham.sch.uk/curriculum-links/literacy/word-work>

Apps



Phonics Genius



Spelling Bug



Word Famili...



Phonics Farm



Phonics Vowels



RWBCK



Sentences



ABC Genius



Grammar Up